




DS

- *For use on previously painted rubber or acrylic based coatings*
- *Self-priming, matte finish*
- *Up to 2 years of service life*
- *Clean up with soap and water*


AVAILABLE IN THESE COLORS



DAWN BLUE
328



WHITE
311




AQUAGREEN
300



DARK BLUE
303



ROYAL BLUE
329



BLACK
321

Note: Color differences may occur between actual color chips shown.

ACRYLIC AQUATIC COATING

Ramuc DS acrylic aquatic coating is formulated to offer all the advantages of water-based technology, and can be applied to damp surfaces as well as previously painted chlorinated and synthetic rubber surfaces. DS can be used when short down times are critical, as the pool can be filled within 3 days after the final application. Water-based acrylics are extremely color-fast and UV resistant.

TECHNICAL INFORMATION

VEHICLE TYPE: Acrylic Latex/water based

FINISH: Matte

COMPONENTS: 1

CURING MECHANISM: Air Dry

SOLIDS BY VOLUME: 35 ± 2% (White & pastel colors)

SOLIDS BY WEIGHT: 54% ± 2% (White & pastel colors)

COVERAGE: 350 – 400 sq. ft./gal.

VOC: 250 g/l max (as supplied)

APPLICATION METHOD: Brush, no thicker than 3/8" Mohair or Lambskin roller, Airless or Conventional Spray
DRY FILM THICKNESS PER COAT: 1.2 mils dry (3.4 mils wet)

APPLICATION TEMP: 50° F min/90° F max

NUMBER OF COATS: 2 (product is self-priming)

RECOAT TIME: 4 hours

DRY TIME: Outdoor Pool: 3 days before filling. Indoor Pool 7-10 days before filling. Use adequate ventilation.

SHELF LIFE: 3 years from date of manufacture

NOTE: NOT FOR USE ON BARE FIBERGLASS/GELCOAT. DO NOT USE IN HOT TUBS OR SPAS.

NOT recommended for use on previously painted epoxy surfaces



COMPATIBILITY: For compatibility purposes, the existing paint on previously painted surfaces of a pool should be determined before painting. **Use dark colors for accent painting only. Dark colors can prematurely fade or blister, especially in chemically treated water.**

SURFACE REPAIRS AND JOINT/CRACK FILLER: Plaster or concrete surfaces should be tested for integrity and soundness. Aged plaster should be checked for integrity. Check for hollow or weak/crumbling plaster by using a ball-peen hammer or any other comparable method. Perform repairs before painting. Power wash to remove loose paint and dirt. Any minor repairs, such as patching with hydraulic cement or filling of cracks, should be done and allowed to cure prior to surface prep. We suggest using Vulkem polyurethane sealant. Vulkem must be top-coated before being submersed in chemically treated water.

SURFACE PREPARATION: : Coating performance, in general, is proportional to the degree of surface preparation. Follow recommendations carefully, avoiding shortcuts. Inadequate preparation of surfaces will virtually assure inadequate coating performance. We recommend using Ramuc Clean & Prep Solution. Ramuc Clean & Prep Solution degreases and dissolves mineral deposits and increases porosity to create maximum adhesion. Unlike all other acid-based materials, Ramuc Clean & Prep Solution neutralizes via water and is safe to use near plants and grass. If surface is exceptionally hard, we recommend sanding with an #80 grit sandpaper to create surface profile prior to applying the first coat of DS. Follow package directions carefully. New concrete and plaster surfaces must be cured for 28 days prior to painting.

APPLICATION: Use no thicker than a 3/8" nap roller used for solvent based paints. DO NOT use rollers with cardboard cores. Apply at the recommended coverage rate. Ideal air temperatures for application are between 50° and 90° F. Surface temperature should be at least 50° F, no more than 90°F. Overnight drying temperatures MUST be at least 50° F. Do not paint when rain is imminent. Rain or moisture or excessively high humidity can cause blistering, color blushing and the finish could be adversely affected. If rain occurs during the drying process allow an extra day of dry time for each day of rain.

MIXING THE PAINT: DS is self priming; no other primer is recommended or should be used. Mechanically mix the paint to achieve uniform consistency and color. If more than one (1) gallon of paint is used at a time, box (intermix) several gallons together.

SPRAY INFORMATION: Airless: 2000-2500 P.S.I. **TIP SIZE:** .013 - .017 (0.33 – 0.43 mm) *Product can be thinned with potable water if necessary.*
