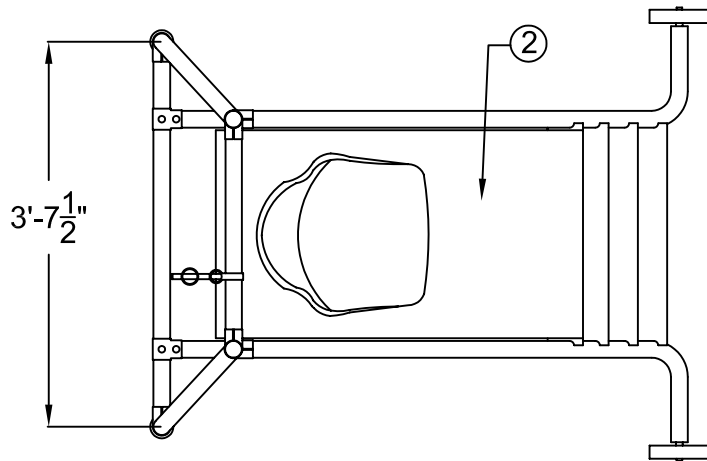
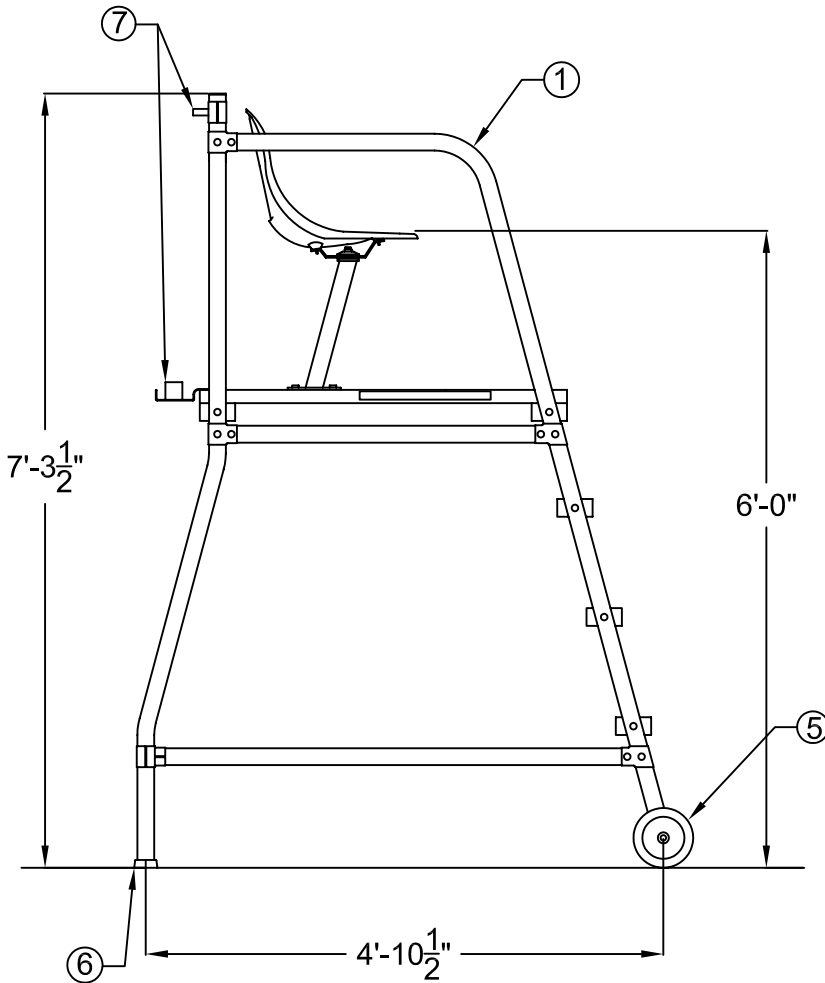
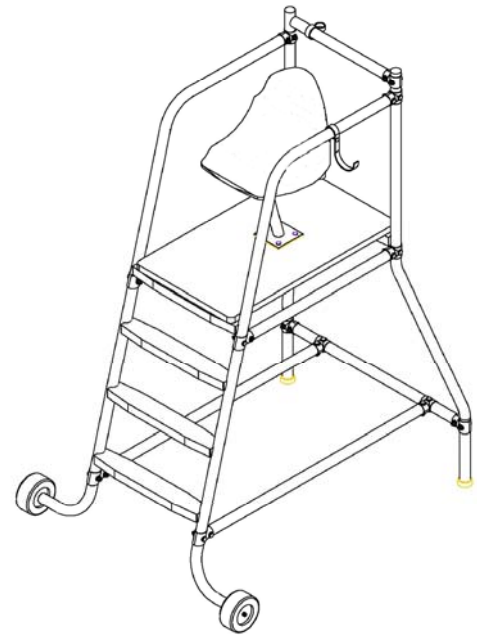


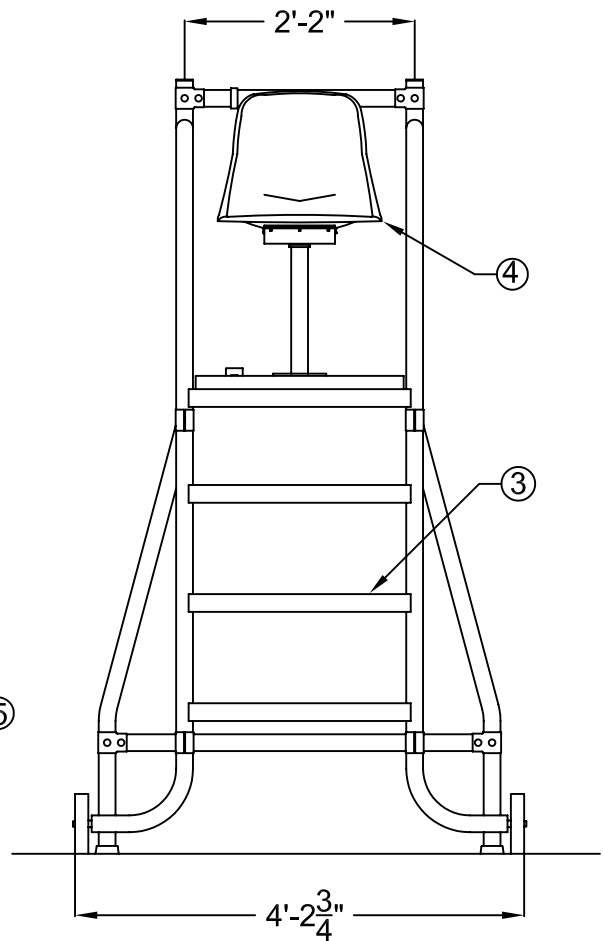
6 Foot Moveable Lifeguard Chair



PLAN VIEW



SIDE VIEW



FRONT VIEW

Supersedes Previous Specification Dated 4/05

The data represents the latest knowledge available to us at time of presentation. However, Paragon Aquatics and others involved in gathering and presenting this drawing assume no liability for its use.



**PARAGON
AQUATICS**

Pentair Water
Commercial Pool & Aquatics

1351 Route 55
LaGrangeville, New York
12540
Phone: 845-463-7200
Fax: 845-463-7291
www.paragonaquatics.com

Drawn by: SF Date: 6/27/08 Approved by: JMM Date: 6/27/08

Sheet Title: 6 Foot Moveable Lifeguard Chair

Drawing Number: SS-LG20.39-6 Revision Letter: C Sheet: 1 of 2

6 Foot Moveable Lifeguard Chair

Part Number: **20302**

Specifications

- ① The lifeguard chair superstructure shall be manufactured of ASTM A-554 certified 1.90" x .065" wall thickness Type 304 stainless steel polished to a 320 grit finish.
- ② The main platform decking shall be made of Douglas Fir coated in fiberglass reinforced with a polyester resin. The top surface shall have a white, integral non-skid surface. The overall platform area shall measure 41" x 23 1/2".
- ③ The mounting steps shall be made of white, UV stabilized, ABS plastic with an integral, 5" wide non-skid surface. The steps shall fit a 26" post spacing (center to center) and shall be positioned 15° off vertical.
- ④ The fiberglass seat supported on a stainless steel tube structure, shall be capable of a 360 degree swivel and bearing surface shall use a low friction, non-metallic disc to prevent seizing or binding due to corrosion. The seat shall be located at a height of 6'-0" (72") above the pool deck.
- ⑤ The lifeguard chair shall be provided with wheel axles, welded to the front legs of the superstructure, and 7" wheels to allow for easy moveability to and from locations on the pool deck.
- ⑥ The posts of the superstructure shall have rubber bumpers installed on them to prevent damage to pool deck tile, as well as to aid in preventing movement of the chair while in use.
- ⑦ The lifeguard chair shall be provided with an umbrella ring guide, attached to the superstructure, and umbrella base/life ring holder, attached to the fiberglass decking, as a means to attach an umbrella to the lifeguard chair. Appropriate high wind warning labels shall be provided on the platform superstructure.

General

The stainless steel frame shall be electro-chemically passivated on all worked areas for maximum corrosion resistance. All bends shall be smooth and wrinkle free. All hardware shall be 18-8 stainless steel. Custom designs and modifications are available upon request.

Accessories

ID Number	Description
20701	Lifeguard Chair Seat (Turquoise)
20702	Seat Support and Swivel Assembly
20712	Umbrella Ring Guide
20717	Umbrella/Life Ring Holder
20719	Footboard, Moveable Lifeguard Chairs
20720	Wheel, 7" Diameter for Moveable/Griff's Chairs
20723	High Wind/Umbrella Warning Label
44109	26" Sloping ABS Step with Hardware
44201	Rubber Bumper White
93979	Moveable Lifeguard Chair Hardware Bag

The data represents the latest knowledge available to us at time of presentation. However, Paragon Aquatics and others involved in gathering and presenting this drawing assume no liability for its use.

© 2008 Paragon Aquatics



**PARAGON
AQUATICS**

Pentair Water
Commercial Pool & Aquatics

1351 Route 55
LaGrangeville, New York
12540
Phone: 845-463-7200
Fax: 845-463-7291
www.paragonaquatics.com

Drawn by: SF	Date: 6/27/08	Approved by: JMM	Date: 6/27/08
Sheet Title: 6 Foot Moveable Lifeguard Chair			
Drawing Number: SS-LG20.39-6	Revision Letter: C	Sheet: 2 of 2	