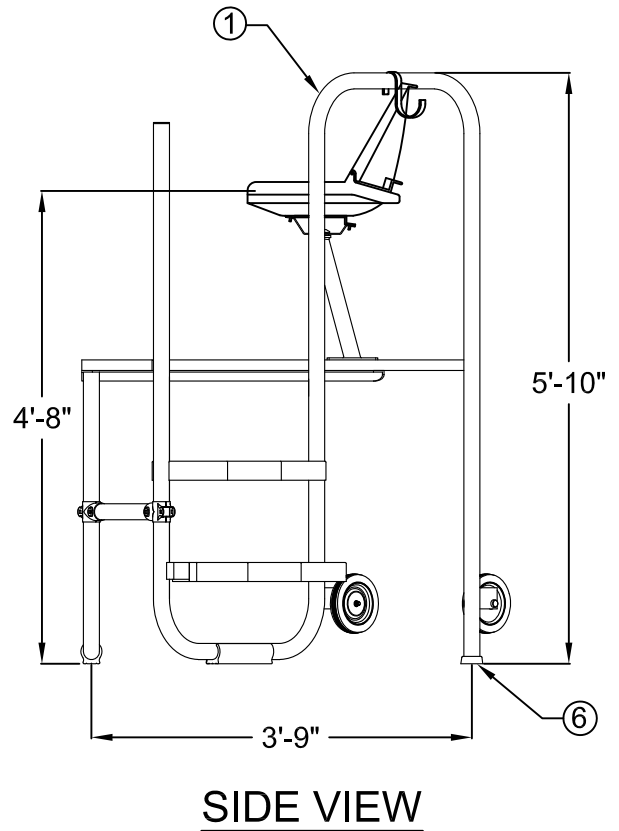
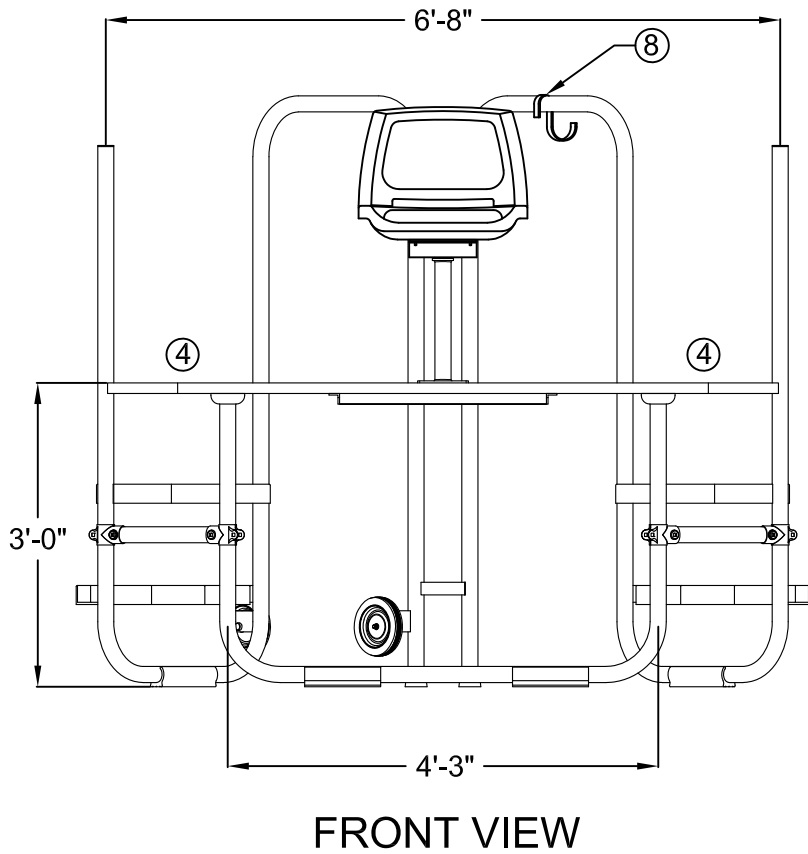
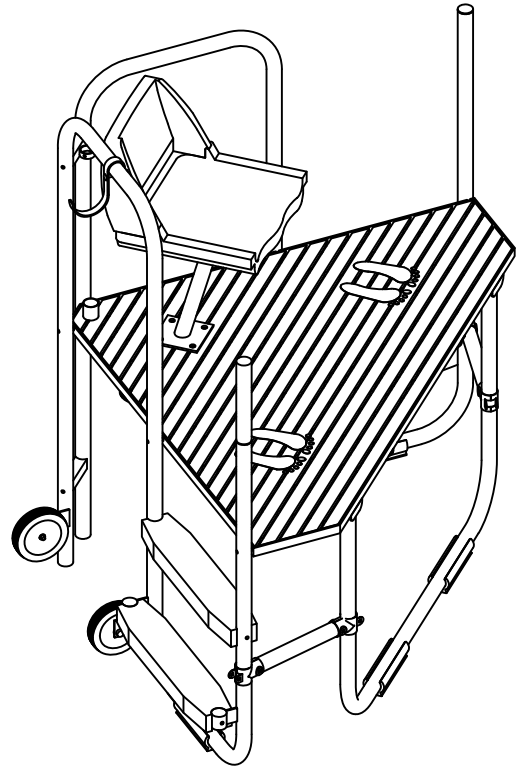
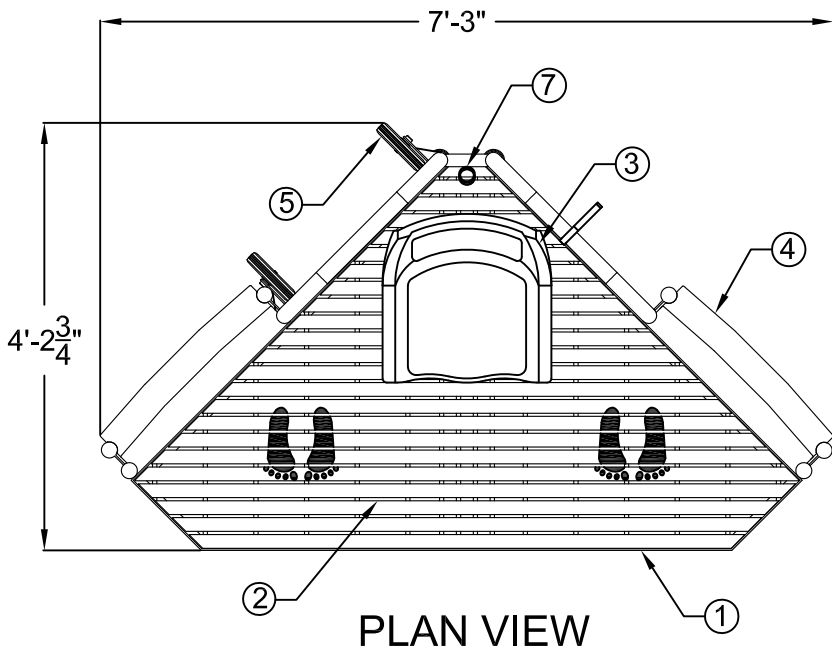


3-Step Griff's Vision Guard Station™



****PATENT PENDING ****

The data represents the latest knowledge available to us at time of presentation. However, Paragon Aquatics and others involved in gathering and presenting this drawing assume no liability for its use.



**PARAGON
AQUATICS**

Pentair Water
Commercial Pool & Aquatics

1351 Route 55
LaGrangeville, New York
12540
Phone: 845-463-7200
Fax: 845-463-7291
www.paragonaquatics.com

Drawn by: RV Date: 3/1/12

Approved by: SF Date: 3/1/12

Sheet Title: 3-Step Griff's Vision Guard Station™

Drawing Number: SS-LG40.29-3

Revision Letter: A

Sheet: 1 of 2

3-Step Griff's Vision Guard Station™

Part Number: **20342**

Specifications

- ① The lifeguard chair superstructure shall be manufactured of ASTM A-554 certified 1.90" x .065" wall thickness Type 304 stainless steel polished to a 320 grit finish. The platform decking support shall be made of 1 1/4" x 1 1/4" x 3/16" thick Type 304 stainless steel angle, polished to a 320 grit finish.
- ② The main platform decking shall be a resin coated fiberglass reinforced grating in a "T" bar construction. The top surface shall have a white, non-skid surface. The decking shall recess into a stainless steel support such that no portion of the side of the "T" bar shall be visible to the user. The overall platform area shall measure 78 3/4" x 45 3/8" and be located 3'-0" above the pool deck.
- ③ A cushioned fold-down seat shall be provided. The seat shall be made of high-impact plastic and the cushions shall be made of urethane foam covered with marine-grade vinyl. The seat shall be mounted to a sloped, stainless steel support pedestal. The support pedestal shall allow the seat to be rotated a full 360°. The seat shall be located at a height of 4'-8" (56") above the pool deck.
- ④ The mounting steps shall be made of white, UV stabilized, ABS plastic with an integral, 5" wide non-skid surface. The steps shall fit a 26" post spacing (center to center). Dual side chair access shall be provided to facilitate lifeguard shift changes with uninterrupted coverage.
- ⑤ The lifeguard chair shall be provided with wheel brackets, welded to the superstructure, and 7" O.D. solid rubber tread wheels with powder coated steel hubs to allow for easy mobility around the pool deck.
- ⑥ Rubber sleeves and bumpers shall be provided at the base of the chair to prevent damage to pool deck tile, as well as to aid in preventing movement of the chair while in use.
- ⑦ The lifeguard chair shall be provided with an integrated umbrella ring guide, attached to the rear cross brace, and umbrella base holder, attached to the fiberglass decking, as a means to attach an umbrella to the lifeguard chair. Appropriate warning labels shall be provided on the platform superstructure.
- ⑧ The lifeguard chair shall be provided with a rescue tube/life ring holder which shall attach to the superstructure. The holder shall be removable to locate it on either the right or left side of the chair.

General

The stainless steel frame shall be electro-chemically passivated on all worked areas for maximum corrosion resistance. All bends shall be smooth and wrinkle free. All hardware shall be 18-8 stainless steel. Custom designs and modifications are available upon request.

Accessories

ID Number	Description
20704	Cushioned Lifeguard Chair Seat - seat only
20702	Seat Support and Swivel Assembly
20363	Life Ring Holder
20359	Umbrella Base Holder
20344	Duradek Decking for Griff's Vision Station

ID Number	Description
20723	High Wind/Umbrella Warning Label
44201	Rubber Bumper, White
20798	9" Rubber Sleeve
20720	7" Wheel with Metal Hub
44107	26" Vertical ABS Step with Hardware

****PATENT PENDING ****

The data represents the latest knowledge available to us at time of presentation. However, Paragon Aquatics and others involved in gathering and presenting this drawing assume no liability for its use.



**PARAGON
AQUATICS**

Pentair Water
Commercial Pool & Aquatics

1351 Route 55
LaGrangeville, New York
12540
Phone: 845-463-7200
Fax: 845-463-7291
www.paragonaquatics.com

Drawn by: RV	Date: 3/1/12	Approved by: SF	Date: 3/1/12
Sheet Title: 3-Step Griff's Vision Guard Station™			
Drawing Number: SS-LG40.29-3	Revision Letter: A	Sheet: 2 of 2	