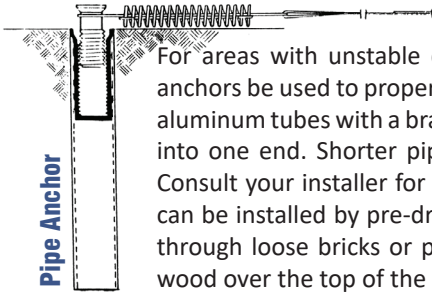
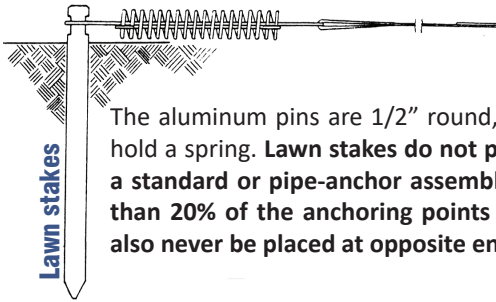


Pipe Anchors - For unstable surfaces such as loose bricks, patio stones and landscape areas



For areas with unstable decking it is recommended that Meyco pipe anchors be used to properly anchor the cover. Pipe anchors are 18" long aluminum tubes with a brass screw-type anchor permanently embedded into one end. Shorter pipes are also available for various deck types. Consult your installer for proper anchoring requirements. Pipe anchors can be installed by pre-drilling a 15/16" to 1" hole into the ground and through loose bricks or patio stones when necessary. Place a block of wood over the top of the pipe anchor assembly (or use a rubber mallet) to gently tamp into place.

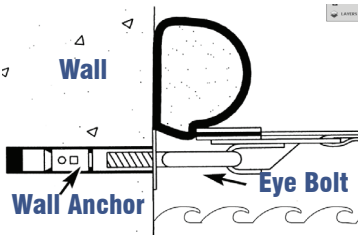
Lawn Stakes - For garden and landscape areas



The aluminum pins are 1/2" round, 18" long, with a head at the top to hold a spring. **Lawn stakes do not provide the same degree of safety as a standard or pipe-anchor assembly and should not be used for more than 20% of the anchoring points around a pool. Lawn stakes should also never be placed at opposite ends of the same strap.**

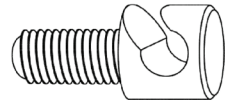
Wall Anchors - For anchoring into vertical areas

When areas of raised decking or rocks do not allow for normal anchoring, wall anchor/ eye-bolt sets may be used to attach a cover directly to a wall. Wall anchors are inserted into a 3/8" hole drilled directly into the raised wall or rock area.



- 1 3/4" Anchor, drill 2 1/4" deep
- 2 1/2" Anchor, drill 3" deep
- 4" Anchor, drill 4 1/2" deep
- 5" Anchor, drill 5 1/2" deep
- 6" Anchor, drill 6 1/2" deep

The eye bolt is screwed into the anchor forcing the anchor to expand to a tight fit in the wall. Drill a hole at least 1/2" deeper than the anchor length



OR

