

DIRECTIONS: Please follow the SOFA specific flow rates, sump specifications, and flow path zone information below. The installation must conform to these minimum/maximum requirements including the SOFA dimension defined in Figure 1. The flow path zone is defined by dimensions A through E. The installed sump may be manufactured or field-built and it may be larger/deeper than Figure 1. Please write the Cover Model Number, orientation, and SOFA Model Flow Rating on the *VGBA DRAIN COVER IDENTIFICATION INFORMATION* label that comes with each AquaStar Pool Products, Inc. drain cover.

Cover Model Number:
8MFxxx


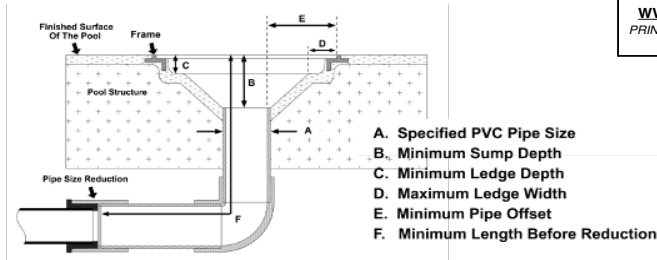



FIGURE 1 – SOFA MODEL & FLOW PATH



FOR MOST CURRENT INFORMATION
SCAN THE QR CODE OR VISIT
WWW.AQUASTARPOOLPRODUCTS.COM/FLOWCODE
PRINTED DOCUMENTS MAY NOT HAVE THE MOST CURRENT FLOW RATINGS OR INSTALLATION OPTIONS.



SOFA Model No.	Pipe Size (Nominal)	Pipe Depth (Minimum)	Orientation (Wall / Floor)	Flow Rating (GPM)	Head Loss Curve
8MF-8f_A-1.5b_B3_C0.4_D0.4_E1.1_F16	1.5" (b)	3"	Floor (f)	90	A
8MF-8f_A-2s_B1.6_C0.4_D0.5_E2.4_F16	2" (s)	1.6"	Floor (f)	106	B
8MF-8f_A-2b_B3_C0.4_D0.4_E2.5_F16	2" (b)	3"	Floor (f)	106	C
8MF-8f_A-2.5b_B3_C0.4_D0.4_E2.3_F16	2.5" (b)	3"	Floor (f)	120	D
8MF-8f_A-3b_B3_C0.4_D0.4_E2_F16	3" (b)	3"	Floor (f)	166	E
8MF-8f_A-4b_B10.6_C0.4_D0.4_E1.1_F16	4" (b)	10.6"	Floor (f)	200	F
8MF-8w_A-1.5b_B3_C0.4_D0.4_E1.1_F16	1.5" (b)	3"	Wall (w)	90	G
8MF-8w_A-2b_B3_C0.4_D0.4_E2.5_F16	2" (b)	3"	Wall (w)	106	H
8MF-8w_A-2.5b_B3_C0.4_D0.4_E2.3_F16	2.5" (b)	3"	Wall (w)	120	I
8MF-8w_A-3b_B3_C0.4_D0.4_E2_F16	3" (b)	3"	Wall (w)	166	J

Note 1: "SOFA Model No" nomenclature; bottom pipe = (b), side pipe = (s). See Fig 1 for capital letters A through E.

Note 2: Head loss inHg is measured 16 to 24 inches from the finish surface of the pool. Reference Fig 1 dimension F.

Note [3]: Certified AquaStar Sumps based on this SOFA Model include P/N 8SB and P/N 8SBAC for concrete, and P/N 8SBV for vinyl.

